



BRIELLE ELEMENTARY SCHOOL
605 UNION LANE
BRIELLE, NEW JERSEY 08730
 www.brielleschool.org

PHONE 732-528-6400

FAX 732-528-0810

CHRISTINE E. CARLSON
 Superintendent/
 Principal

JENNIFER LOVE
 Supervisor of
 Curriculum & Instruction

COLIN SABIA
 Director of Special Services/
 Vice Principal

DIANE QUIGLEY
 Acting Business Administrator/
 Board Secretary

New Student Physical Examination Form

Student Name _____ Date of Birth _____ Grade Entering _____

Address _____ Home Phone _____ Cell Phone _____

Exam Date _____ Allergies _____

Pulse _____ BP _____ / _____ Height _____ Weight _____ Vision R _____ L _____

HEENT _____

Heart & Lungs _____

Abdomen _____

Genitalia _____


Extremities _____

Skin _____

Significant PMH _____


Remarks/Significant Findings:

Physicians/ Provider Stamp**



 **Provider Signature & Date of PE

**Please attach a copy of the child's most recent immunization record.*



**BRIELLE ELEMENTARY SCHOOL
605 UNION LANE
BRIELLE, NEW JERSEY 08730**

www.brielleschool.org

PHONE 732 / 528-6400 FAX 732 / 528-0810

CHRISTINE CARLSON
Superintendent/
Principal

JENNIFER LOVE
Supervisor of
Curriculum & Instruction

COLIN SABIA
Director of Special Services/
Vice Principal

Diane Quigley
School Business Administrator/
Board Secretary

Student Medication Order


PLEASE HAVE THIS FORM COMPLETED BY YOUR STUDENT'S HEALTHCARE PROVIDER FOR ANY MEDICATIONS YOUR STUDENT NEEDS TO TAKE DURING SCHOOL.

PLEASE NOTE – ONLY ONE MEDICATION PER FORM. If your student is prescribed more than one medication, please get additional forms from the school nurse. Thank you

_____ is being treated for _____
(Name of Student) (Specific disease or complaint)

and is permitted to take the following medication at school:

Medication: _____	Dose: _____ (tabs - caps - puffs)
Route: _____	Frequency: Every _____ hours
*PLEASE GIVE SPECIFIC TIMES AND DOSAGE, NOT A RANGE FOR EITHER	
Duration Medication to be administered: School Year 20____ to 20____ OR	
Short Term _____	
Adverse reactions to expect: _____	



Physician Signature

Date

Authorization for School Nurse to administer above medication to my student is hereby given:

Signature of Parent/Guardian

**FARE**

Food Allergy Research & Education

FOOD ALLERGY & ANAPHYLAXIS EMERGENCY CARE PLAN

Name: _____ D.O.B.: _____

Allergic to: _____

Weight: _____ lbs. Asthma: Yes (higher risk for a severe reaction) No**PLACE
PICTURE
HERE****NOTE: Do not depend on antihistamines or inhalers (bronchodilators) to treat a severe reaction. USE EPINEPHRINE.****Extremely reactive to the following allergens:** _____

THEREFORE:

- If checked, give epinephrine immediately if the allergen was **LIKELY** eaten, for **ANY** symptoms.
- If checked, give epinephrine immediately if the allergen was **DEFINITELY** eaten, even if no symptoms are apparent.

FOR ANY OF THE FOLLOWING:
SEVERE SYMPTOMS

**LUNG**

Shortness of breath, wheezing, repetitive cough

**HEART**

Pale or bluish skin, faintness, weak pulse, dizziness

**THROAT**

Tight or hoarse throat, trouble breathing or swallowing

**MOUTH**

Significant swelling of the tongue or lips

**SKIN**

Many hives over body, widespread redness

**GUT**

Repetitive vomiting, severe diarrhea

**OTHER**

Feeling something bad is about to happen, anxiety, confusion

**OR A
COMBINATION**
of symptoms
from different
body areas.



- INJECT EPINEPHRINE IMMEDIATELY.**
- Call 911.** Tell emergency dispatcher the person is having anaphylaxis and may need epinephrine when emergency responders arrive.
 - Consider giving additional medications following epinephrine:
 - » Antihistamine
 - » Inhaler (bronchodilator) if wheezing
 - Lay the person flat, raise legs and keep warm. If breathing is difficult or they are vomiting, let them sit up or lie on their side.
 - If symptoms do not improve, or symptoms return, more doses of epinephrine can be given about 5 minutes or more after the last dose.
 - Alert emergency contacts.
 - Transport patient to ER, even if symptoms resolve. Patient should remain in ER for at least 4 hours because symptoms may return.

MILD SYMPTOMS**NOSE**

Itchy or runny nose, sneezing

**MOUTH**

Itchy mouth

**SKIN**

A few hives, mild itch

**GUT**

Mild nausea or discomfort

**FOR MILD SYMPTOMS FROM MORE THAN ONE
SYSTEM AREA, GIVE EPINEPHRINE.**

**FOR MILD SYMPTOMS FROM A SINGLE SYSTEM
AREA, FOLLOW THE DIRECTIONS BELOW:**

- Antihistamines may be given, if ordered by a healthcare provider.
- Stay with the person; alert emergency contacts.
- Watch closely for changes. If symptoms worsen, give epinephrine.

MEDICATIONS/DOSES

Epinephrine Brand or Generic: _____

Epinephrine Dose: 0.1 mg IM 0.15 mg IM 0.3 mg IM

Antihistamine Brand or Generic: _____

Antihistamine Dose: _____

Other (e.g., inhaler-bronchodilator if wheezing): _____

PATIENT OR PARENT/GUARDIAN AUTHORIZATION SIGNATURE

DATE

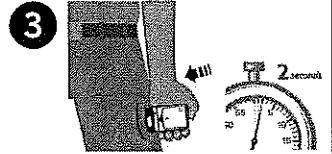
PHYSICIAN/HCP AUTHORIZATION SIGNATURE

DATE



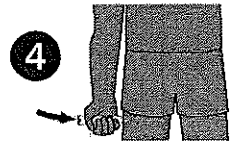
HOW TO USE AUVI-Q® (EPINEPHRINE INJECTION, USP), KALEO

1. Remove Auvi-Q from the outer case. Pull off red safety guard.
2. Place black end of Auvi-Q against the middle of the outer thigh.
3. Press firmly until you hear a click and hiss sound, and hold in place for 2 seconds.
4. Call 911 and get emergency medical help right away.



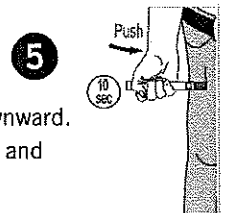
HOW TO USE EPIPEN®, EPIPEN JR® (EPINEPHRINE) AUTO-INJECTOR AND EPINEPHRINE INJECTION (AUTHORIZED GENERIC OF EPIPEN®), USP AUTO-INJECTOR, MYLAN AUTO-INJECTOR, MYLAN

1. Remove the EpiPen® or EpiPen Jr® Auto-Injector from the clear carrier tube.
2. Grasp the auto-injector in your fist with the orange tip (needle end) pointing downward. With your other hand, remove the blue safety release by pulling straight up.
3. Swing and push the auto-injector firmly into the middle of the outer thigh until it 'clicks'. Hold firmly in place for 3 seconds (count slowly 1, 2, 3).
4. Remove and massage the injection area for 10 seconds. Call 911 and get emergency medical help right away.



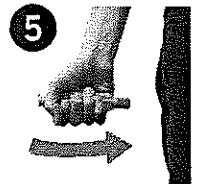
HOW TO USE IMPAX EPINEPHRINE INJECTION (AUTHORIZED GENERIC OF ADRENALCLICK®), USP AUTO-INJECTOR, AMNEAL PHARMACEUTICALS

1. Remove epinephrine auto-injector from its protective carrying case.
2. Pull off both blue end caps: you will now see a red tip. Grasp the auto-injector in your fist with the red tip pointing downward.
3. Put the red tip against the middle of the outer thigh at a 90-degree angle, perpendicular to the thigh. Press down hard and hold firmly against the thigh for approximately 10 seconds.
4. Remove and massage the area for 10 seconds. Call 911 and get emergency medical help right away.



HOW TO USE TEVA'S GENERIC EPIPEN® (EPINEPHRINE INJECTION, USP) AUTO-INJECTOR, TEVA PHARMACEUTICAL INDUSTRIES

1. Quickly twist the yellow or green cap off of the auto-injector in the direction of the "twist arrow" to remove it.
2. Grasp the auto-injector in your fist with the orange tip (needle end) pointing downward. With your other hand, pull off the blue safety release.
3. Place the orange tip against the middle of the outer thigh at a right angle to the thigh.
4. Swing and push the auto-injector firmly into the middle of the outer thigh until it 'clicks'. Hold firmly in place for 3 seconds (count slowly 1, 2, 3).
5. Remove and massage the injection area for 10 seconds. Call 911 and get emergency medical help right away.



HOW TO USE SYMJEPI™ (EPINEPHRINE INJECTION, USP)

1. When ready to inject, pull off cap to expose needle. Do not put finger on top of the device.
2. Hold SYMJEPI by finger grips only and slowly insert the needle into the thigh. SYMJEPI can be injected through clothing if necessary.
3. After needle is in thigh, push the plunger all the way down until it clicks and hold for 2 seconds.
4. Remove the syringe and massage the injection area for 10 seconds. Call 911 and get emergency medical help right away.
5. Once the injection has been administered, using one hand with fingers behind the needle slide safety guard over needle.



ADMINISTRATION AND SAFETY INFORMATION FOR ALL AUTO-INJECTORS:

1. Do not put your thumb, fingers or hand over the tip of the auto-injector or inject into any body part other than mid-outer thigh. In case of accidental injection, go immediately to the nearest emergency room.
2. If administering to a young child, hold their leg firmly in place before and during injection to prevent injuries.
3. Epinephrine can be injected through clothing if needed.
4. Call 911 immediately after injection.

OTHER DIRECTIONS/INFORMATION (may self-carry epinephrine, may self-administer epinephrine, etc.):

Treat the person before calling emergency contacts. The first signs of a reaction can be mild, but symptoms can worsen quickly.

EMERGENCY CONTACTS — CALL 911

RESCUE SQUAD: _____

DOCTOR: _____ PHONE: _____

PARENT/GUARDIAN: _____ PHONE: _____

OTHER EMERGENCY CONTACTS

NAME/RELATIONSHIP: _____ PHONE: _____

NAME/RELATIONSHIP: _____ PHONE: _____

NAME/RELATIONSHIP: _____ PHONE: _____

Asthma Treatment Plan – Student

(This asthma action plan meets NJ Law N.J.S.A. 18A:40-12.8) (Physician's Orders)



Pediatric/Adult Asthma Coalition

Sponsored by
AMERICAN LUNG ASSOCIATION
IN NEW JERSEY



(Please Print)

Name	Date of Birth	Effective Date
Doctor	Parent/Guardian (if applicable)	Emergency Contact
Phone	Phone	Phone

HEALTHY (Green Zone)



You have **all** of these:

- Breathing is good
- No cough or wheeze
- Sleep through the night
- Can work, exercise, and play

And/or Peak flow above _____

Take daily control medicine(s). Some inhalers may be more effective with a "spacer" – use if directed.

MEDICINE	HOW MUCH to take and HOW OFTEN to take it
<input type="checkbox"/> Advair® HFA <input type="checkbox"/> 45, <input type="checkbox"/> 115, <input type="checkbox"/> 230	_____ 2 puffs twice a day
<input type="checkbox"/> Aerospin™	<input type="checkbox"/> 1, <input type="checkbox"/> 2 puffs twice a day
<input type="checkbox"/> Alvesco® <input type="checkbox"/> 80, <input type="checkbox"/> 160	_____ <input type="checkbox"/> 1, <input type="checkbox"/> 2 puffs twice a day
<input type="checkbox"/> Dulera® <input type="checkbox"/> 100, <input type="checkbox"/> 200	_____ 2 puffs twice a day
<input type="checkbox"/> Flovent® <input type="checkbox"/> 44, <input type="checkbox"/> 110, <input type="checkbox"/> 220	_____ 2 puffs twice a day
<input type="checkbox"/> Qvar® <input type="checkbox"/> 40, <input type="checkbox"/> 80	_____ <input type="checkbox"/> 1, <input type="checkbox"/> 2 puffs twice a day
<input type="checkbox"/> Symbicort® <input type="checkbox"/> 80, <input type="checkbox"/> 160	_____ <input type="checkbox"/> 1, <input type="checkbox"/> 2 puffs twice a day
<input type="checkbox"/> Advair Diskus® <input type="checkbox"/> 100, <input type="checkbox"/> 250, <input type="checkbox"/> 500	_____ 1 inhalation twice a day
<input type="checkbox"/> Asmanex® Twisthaler® <input type="checkbox"/> 110, <input type="checkbox"/> 220	_____ <input type="checkbox"/> 1, <input type="checkbox"/> 2 inhalations <input type="checkbox"/> once or <input type="checkbox"/> twice a day
<input type="checkbox"/> Flovent® Diskus® <input type="checkbox"/> 50 <input type="checkbox"/> 100 <input type="checkbox"/> 250	_____ 1 inhalation twice a day
<input type="checkbox"/> Pulmicort Flexhaler® <input type="checkbox"/> 90, <input type="checkbox"/> 180	_____ <input type="checkbox"/> 1, <input type="checkbox"/> 2 inhalations <input type="checkbox"/> once or <input type="checkbox"/> twice a day
<input type="checkbox"/> Pulmicort Respules® (Budesonide) <input type="checkbox"/> 0.25, <input type="checkbox"/> 0.5, <input type="checkbox"/> 1.0	_____ 1 unit nebulized <input type="checkbox"/> once or <input type="checkbox"/> twice a day
<input type="checkbox"/> Singulair® (Montelukast) <input type="checkbox"/> 4, <input type="checkbox"/> 5, <input type="checkbox"/> 10 mg	_____ 1 tablet daily
<input type="checkbox"/> Other	
<input type="checkbox"/> None	

Remember to rinse your mouth after taking inhaled medicine.

If exercise triggers your asthma, take _____ puff(s) _____ minutes before exercise.

CAUTION (Yellow Zone)



You have **any** of these:

- Cough
- Mild wheeze
- Tight chest
- Coughing at night
- Other: _____

If quick-relief medicine does not help within 15-20 minutes or has been used more than 2 times and symptoms persist, call your doctor or go to the emergency room.

And/or Peak flow from _____ to _____

Continue daily control medicine(s) and ADD quick-relief medicine(s).

MEDICINE	HOW MUCH to take and HOW OFTEN to take it
<input type="checkbox"/> Albuterol MDI (Pro-air® or Proventil® or Ventolin®)	_____ 2 puffs every 4 hours as needed
<input type="checkbox"/> Xopenex®	_____ 2 puffs every 4 hours as needed
<input type="checkbox"/> Albuterol <input type="checkbox"/> 1.25, <input type="checkbox"/> 2.5 mg	_____ 1 unit nebulized every 4 hours as needed
<input type="checkbox"/> Duoneb®	_____ 1 unit nebulized every 4 hours as needed
<input type="checkbox"/> Xopenex® (Levalbuterol) <input type="checkbox"/> 0.31, <input type="checkbox"/> 0.63, <input type="checkbox"/> 1.25 mg	_____ 1 unit nebulized every 4 hours as needed
<input type="checkbox"/> Combivent Respimat®	_____ 1 inhalation 4 times a day
<input type="checkbox"/> Increase the dose of, or add:	
<input type="checkbox"/> Other	

If quick-relief medicine is needed more than 2 times a week, except before exercise, then call your doctor.

EMERGENCY (Red Zone)



Your asthma is getting worse fast:

- Quick-relief medicine did not help within 15-20 minutes
- Breathing is hard or fast
- Nose opens wide • Ribs show
- Trouble walking and talking
- Lips blue • Fingernails blue
- Other: _____

And/or Peak flow below _____

Take these medicines NOW and CALL 911. Asthma can be a life-threatening illness. Do not wait!

MEDICINE	HOW MUCH to take and HOW OFTEN to take it
<input type="checkbox"/> Albuterol MDI (Pro-air® or Proventil® or Ventolin®)	_____ 4 puffs every 20 minutes
<input type="checkbox"/> Xopenex®	_____ 4 puffs every 20 minutes
<input type="checkbox"/> Albuterol <input type="checkbox"/> 1.25, <input type="checkbox"/> 2.5 mg	_____ 1 unit nebulized every 20 minutes
<input type="checkbox"/> Duoneb®	_____ 1 unit nebulized every 20 minutes
<input type="checkbox"/> Xopenex® (Levalbuterol) <input type="checkbox"/> 0.31, <input type="checkbox"/> 0.63, <input type="checkbox"/> 1.25 mg	_____ 1 unit nebulized every 20 minutes
<input type="checkbox"/> Combivent Respimat®	_____ 1 inhalation 4 times a day
<input type="checkbox"/> Other	

Triggers

Check all items that trigger patient's asthma:

- Colds/flu
- Exercise
- Allergens
 - Dust Mites, dust, stuffed animals, carpet
 - Pollen - trees, grass, weeds
 - Mold
 - Pets - animal dander
 - Pests - rodents, cockroaches
- Odors (Irritants)
 - Cigarette smoke & second hand smoke
 - Perfumes, cleaning products, scented products
 - Smoke from burning wood, inside or outside
- Weather
 - Sudden temperature change
 - Extreme weather - hot and cold
 - Ozone alert days
- Foods:
 - _____
 - _____
 - _____
- Other:
 - _____
 - _____
 - _____

This asthma treatment plan is meant to assist, not replace, the clinical decision-making required to meet individual patient needs.

Disclaimer: This is a Patient/Parent Asthma Treatment Plan and is not intended to be used as a substitute for medical advice from your physician. The content is provided as a guide only. The American Lung Association of the New Jersey Department of Health and Senior Services, with its assistance, has developed this asthma action plan. All rights are reserved. No part of this publication may be reproduced, stored in a retrieval system, or transmitted, in any form or by any means, electronic, mechanical, photocopying, recording, or by any information storage and retrieval system, without the prior written permission of the American Lung Association of the New Jersey Department of Health and Senior Services. All trademarks are the property of their respective owners. © 2017 American Lung Association of the New Jersey Department of Health and Senior Services. All rights reserved. This document is provided as a guide only. It is not intended to be used as a substitute for medical advice from your physician. Revised May 2017. Permission to reproduce blank form - www.pacnj.org

Permission to Self-administer Medication:

This student is capable and has been instructed in the proper method of self-administering of the non-nebulized inhaled medications named above in accordance with NJ Law.

This student is not approved to self-medicate.

PHYSICIAN/APN/PA SIGNATURE _____ DATE _____

Physician's Orders

PARENT/GUARDIAN SIGNATURE _____

PHYSICIAN STAMP

Make a copy for parent and for physician file, send original to school nurse or child care provider.

Asthma Treatment Plan – Student Parent Instructions



The **PACNJ Asthma Treatment Plan** is designed to help everyone understand the steps necessary for the individual student to achieve the goal of controlled asthma.

1. Parents/Guardians: Before taking this form to your Health Care Provider, complete the top left section with:

- Child's name
- Child's date of birth
- Child's doctor's name & phone number
- An Emergency Contact person's name & phone number
- Parent/Guardian's name & phone number

2. Your Health Care Provider will complete the following areas:

- The effective date of this plan
- The medicine information for the Healthy, Caution and Emergency sections
- Your Health Care Provider will check the box next to the medication and check how much and how often to take it
- Your Health Care Provider may check **"OTHER"** and:
 - ❖ Write in asthma medications not listed on the form
 - ❖ Write in additional medications that will control your asthma
 - ❖ Write in generic medications in place of the name brand on the form
- Together you and your Health Care Provider will decide what asthma treatment is best for your child to follow

3. Parents/Guardians & Health Care Providers together will discuss and then complete the following areas:

- Child's peak flow range in the Healthy, Caution and Emergency sections on the left side of the form
- Child's asthma triggers on the right side of the form
- Permission to Self-administer Medication section at the bottom of the form: Discuss your child's ability to self-administer the inhaled medications, check the appropriate box, and then both you and your Health Care Provider must sign and date the form

4. Parents/Guardians: After completing the form with your Health Care Provider:

- Make copies of the Asthma Treatment Plan and give the signed original to your child's school nurse or child care provider
- Keep a copy easily available at home to help manage your child's asthma
- Give copies of the Asthma Treatment Plan to everyone who provides care for your child, for example: babysitters, before/after school program staff, coaches, scout leaders

PARENT AUTHORIZATION

I hereby give permission for my child to receive medication at school as prescribed in the Asthma Treatment Plan. Medication must be provided in its original prescription container properly labeled by a pharmacist or physician. I also give permission for the release and exchange of information between the school nurse and my child's health care provider concerning my child's health and medications. In addition, I understand that this information will be shared with school staff on a need to know basis.

Parent/Guardian Signature

Phone

Date

FILL OUT THE SECTION BELOW ONLY IF YOUR HEALTH CARE PROVIDER CHECKED PERMISSION FOR YOUR CHILD TO SELF-ADMINISTER ASTHMA MEDICATION ON THE FRONT OF THIS FORM.

RECOMMENDATIONS ARE EFFECTIVE FOR ONE (1) SCHOOL YEAR ONLY AND MUST BE RENEWED ANNUALLY

- I do request that my child be **ALLOWED** to carry the following medication _____ for self-administration in school pursuant to N.J.A.C.6A:16-2.3. I give permission for my child to self-administer medication, as prescribed in this Asthma Treatment Plan for the current school year as I consider him/her to be responsible and capable of transporting, storing and self-administration of the medication. Medication must be kept in its original prescription container. I understand that the school district, agents and its employees shall incur no liability as a result of any condition or injury arising from the self-administration by the student of the medication prescribed on this form. I indemnify and hold harmless the School District, its agents and employees against any claims arising out of self-administration or lack of administration of this medication by the student.
- I **DO NOT** request that my child self-administer his/her asthma medication.

Parent/Guardian Signature

Phone

Date